

2010

Data Release
Summary Report

Chemical Health Initiative
of Goodhue County

[ZUMBROTA COMMUNITY SURVEY SUMMARY REPORT]

Table of Contents

Demographics.....	Page 2
Perception of substance use problems among youth.....	Page 3
Perception of substance use problems among adults.....	Page 4
Perceived contribution of drug and alcohol use to crashes or injuries.....	Page 4
Perceived contribution of drugs and alcohol use to crimes.....	Page 4
Extent to which you agree or disagree with youth substance use	Page 5
Greatest concern of substance use by 18-25 year olds.....	Page 5
Greatest concern of substance use by 26-65 year olds.....	Page 6
Greatest concern of substance use by persons 66+ years of age.....	Page 6
Extent to which you agree or disagree with local prevention efforts.....	Page 7
Community support for prevention activities.....	Page 8
Support for advertisement bans.....	Page 8
Would attend events if they were alcohol-free.....	Page 9
How difficult it is for youth to access alcohol.....	Page 9
How difficult it is for adults and youth to access drugs.....	Page 10
Support for ideas to prevent youth alcohol, tobacco and other drug use.....	Page 10
Types and kinds of information people in your community need regarding the prevention of alcohol and substance use by youth.....	Page 11
Best way to deliver indicated information.....	Page 11
Ways your community is addressing problems associated with substance use and abuse.....	Page 11
How much issues limit or pose a barrier to alcohol and other drug prevention activities in your town.....	Pages 12-13

Zumbrota Demographics

<i>Gender</i>	N = 18
Male	66.7%
Female	33.3%

<i>Age</i>	%
18 - 20 Years old	0.0%
21 - 24 Years old	0.0%
25 - 44 Years old	38.9%
45 - 64 Years old	33.3%
65 Years and Older	27.8%

<i>Race/Ethnicity</i>	%
White/Caucasian	100%

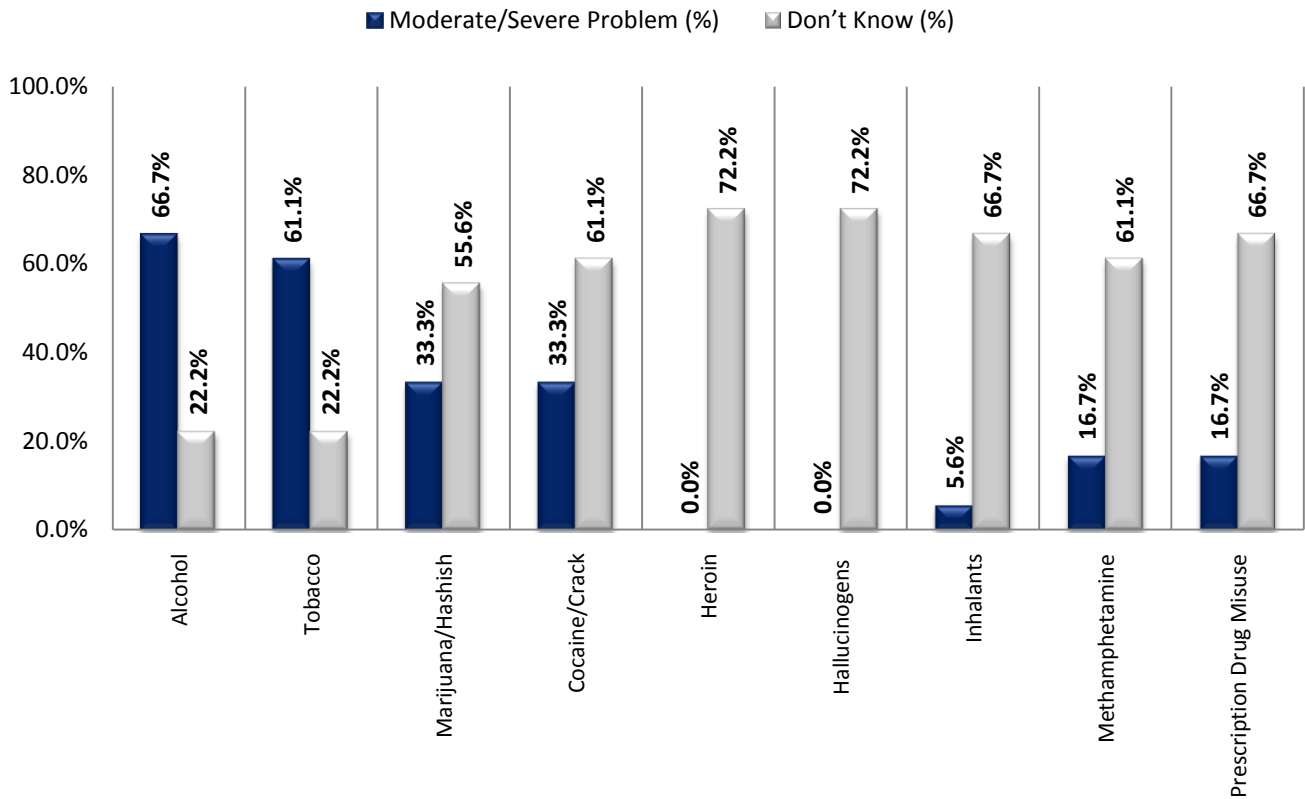
<i>Number of Children in Your Home</i>	%
Zero	61.1%
One	16.7%
Two	16.7%
Three	5.6%
Four	0.0%
Five	0.0%
Six and Over	0.0%

<i>Community Volunteering</i>	9 of 18 responded
Church	77.8%
Civic	88.9%

<i>Employment Status</i>	%
Full Time	72.2%
Part Time	5.6%
Full Time with Second Job	0.0%
Not Employed - Looking	0.0%
Not Employed - Not Looking (i.e. retired, disabled, stay-at-home spouse/parent)	22.2%

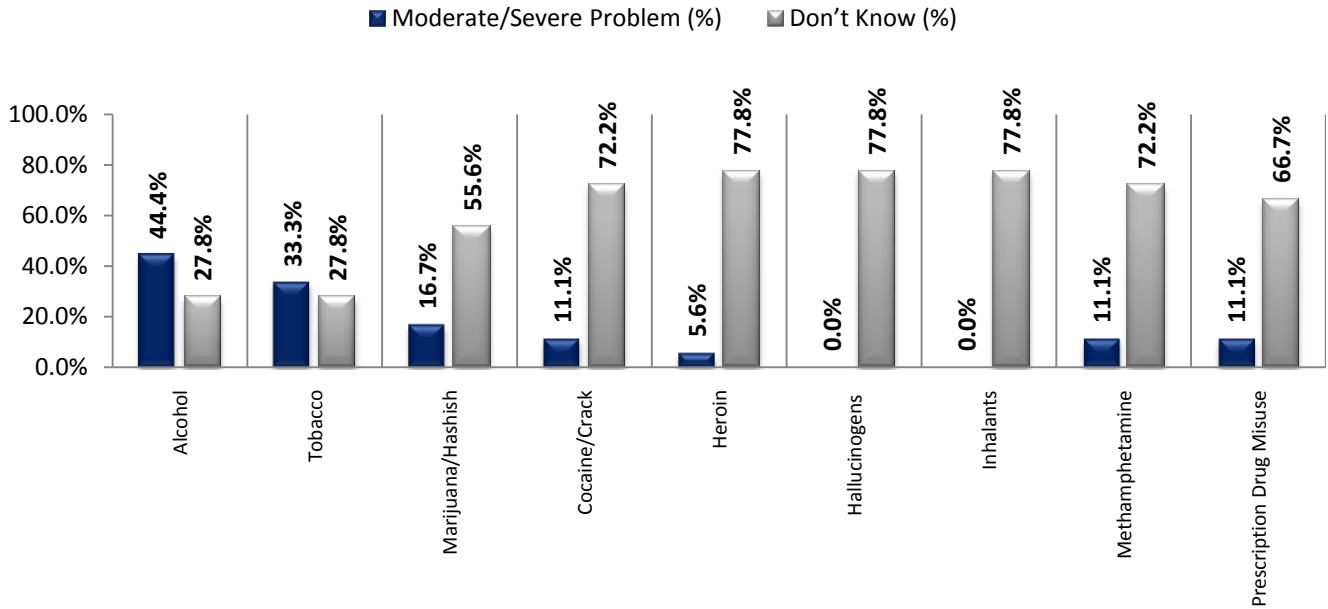
<i>Current Occupation</i>	%
Agriculture	11.1%
Construction/Mining	5.6%
Manufacturing	5.6%
Transportation/Utilities	0.0%
Wholesale	0.0%
Retail	0.0%
Finance and Real Estate	5.6%
Business and Repair Services	0.0%
Professional	61.1%
Government	0.0%
Leisure and Hospitality	5.6%
Education	5.6%
Other	27.8%

10. Perception of Substance Use Problem Among Youth



10. Perception of substance use problem in your community among YOUTH			
Substance	Moderate/Severe Problem (%)	Don't Know (%)	Participant Comments
Alcohol	66.7%	22.2%	<ul style="list-style-type: none"> • My kids are 5 & younger. • The above are guesses. • Don't know any youth except my 1 year old • Don't Know.
Tobacco	61.1%	22.2%	
Marijuana/Hashish	33.3%	55.6%	
Cocaine/Crack	33.3%	61.1%	
Heroin	0.0%	72.2%	
Hallucinogens (LSD, mushrooms, Peyote, MDMA)	0.0%	72.2%	
Inhalants	5.6%	66.7%	
Methamphetamine	16.7%	61.1%	
Prescription Drug Misuse	16.7%	66.7%	

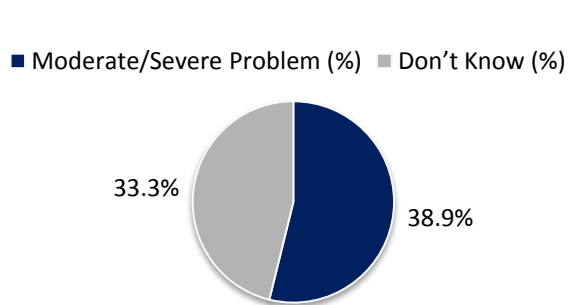
11. Perception of Substance Use Problem Among Adults



11. Perception of substance use problem in your community among ADULTS			
Substance	Moderate/Severe Problem (%)	Don't Know (%)	Participant Comments
Alcohol	44.4%	27.8%	<ul style="list-style-type: none"> • My kids are 5 and under • I don't know
Tobacco	33.3%	27.8%	
Marijuana/Hashish	16.7%	55.6%	
Cocaine/Crack	11.1%	72.2%	
Heroin	5.6%	77.8%	
Hallucinogens (LSD, mushrooms, Peyote, MDMA)	0.0%	77.8%	
Inhalants	0.0%	77.8%	
Methamphetamine	11.1%	72.2%	
Prescription Drug Misuse	11.1%	66.7%	

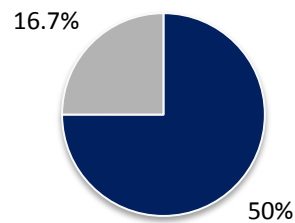
12. Contribution of drug and alcohol use to crashes or injuries

(such as automobile, hunting, boating, snowmobiling)



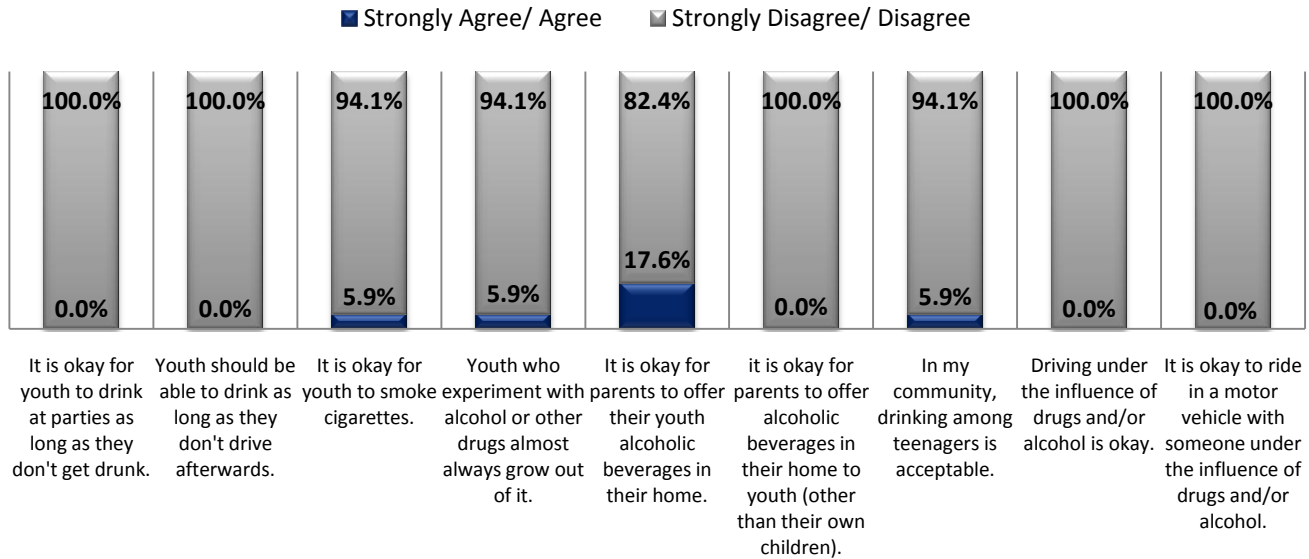
12. Contribution of drug and alcohol use to crimes

■ Moderate/Severe Problem (%) ■ Don't Know (%)




12. How much of a problem do you perceive the following to be in your community		
Substance	Moderate/Serious Problem (%)	Don't Know (%)
Contribution of drug and alcohol use to crashes or injuries (such as automobile, hunting, boating, snowmobiling)	38.9%	33.3%
Contribution of drug and alcohol use to crimes	50.0%	16.7%

13. Extent you Agree or Disagree with the following statements



13. To what extent do you AGREE or DISAGREE with the following statements?		
	Strongly Disagree/ Disagree	Strongly Agree/ Agree
It is okay for youth to drink at parties as long as they don't get drunk.	0.0%	100.0%
Youth should be able to drink as long as they don't drive afterwards.	0.0%	100.0%
It is okay for youth to smoke cigarettes.	5.9%	94.1%
Youth who experiment with alcohol or other drugs almost always grow out of it.	5.9%	94.1%
It is okay for parents to offer their youth alcoholic beverages in their home.	17.6%	82.4%
It is okay for parents to offer alcoholic beverages in their home to youth (other than their own children).	0.0%	100.0%
In my community, drinking among teenagers is acceptable.	5.9%	94.1%
Driving under the influence of drugs and/or alcohol is okay.	0.0%	100.0%
It is okay to ride in a motor vehicle with someone under the influence of drugs and/or alcohol.	0.0%	100.0%

14. OPINION: Which ONE substance is of greatest concern for 18-25 Year Olds



14. In your opinion, which ONE substance is of greatest concern for 18-25 YEARS OLD in your town/city?	
Substance	Response %
Alcohol	64.7%
Tobacco	11.8%
Marijuana/Hashish	5.9%
Crack/ Cocaine	5.9%
Methamphetamine	0.0%
Prescription Drug Misuse	0.0%
Don't Know	11.8%

15. Opinion: Which ONE substance is of greatest concern for 26-65 Year olds



15. In your opinion, which ONE substance is of greatest concern for <u>26-65 YEARS OLD</u> in your town/city?	
Substance	Response %
Alcohol	70.6%
Tobacco	5.9%
Marijuana/Hashish	5.9%
Crack/Cocaine	5.9%
Methamphetamine	0.0%
Prescription Drug Misuse	0.0%
Don't Know	11.8%

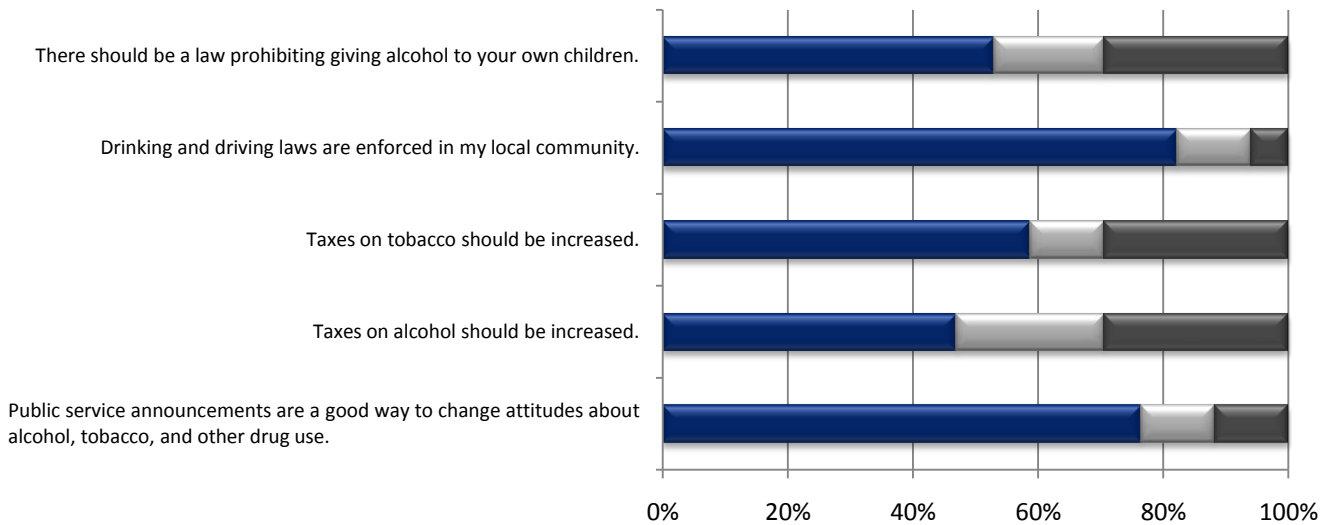
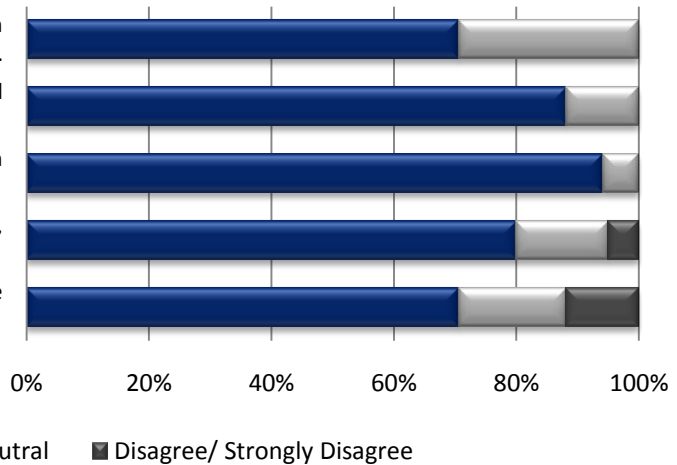
16. Opinion: Which ONE substance is of greatest concern for persons 66 years of age and older



16. In your opinion, which ONE substance is of greatest concern for persons <u>66 YEARS OF AGE and OLDER</u> in your town/city?	
Substance	Response %
Alcohol	41.2%
Tobacco	5.9%
Marijuana/Hashish	0.0%
Crack/Cocaine	0.0%
Methamphetamine	0.0%
Prescription Drug Misuse	29.4%
Don't Know	23.5%

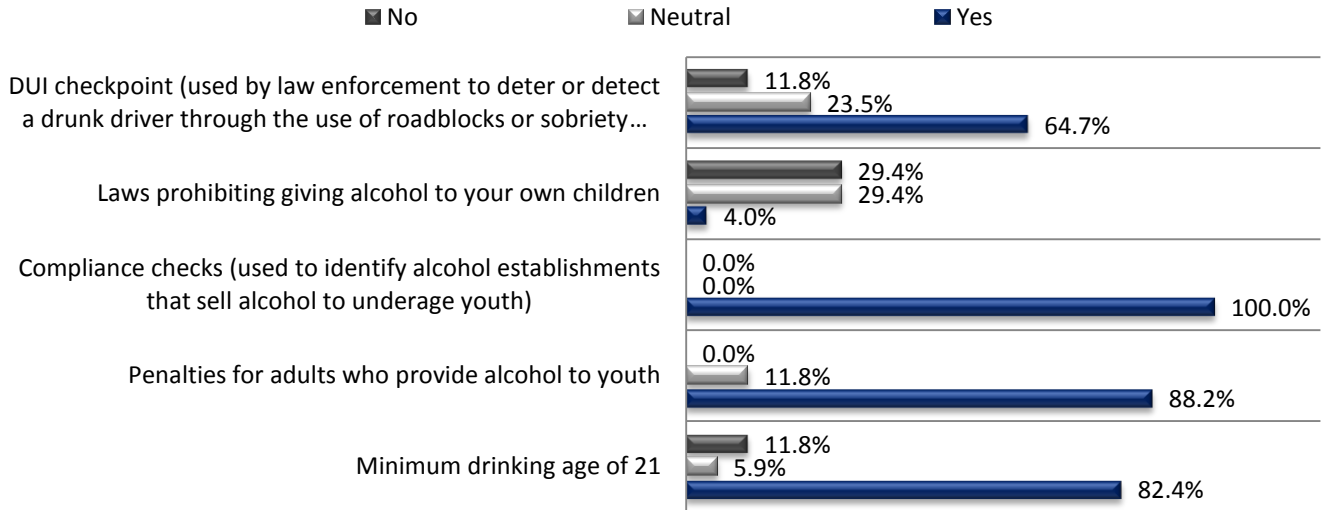
17. Extent to which you AGREE or DISAGREE with Local Prevention Efforts

The community has the responsibility to set up prevention programs to help people avoid alcohol and other drug...
 Alcohol and other drug prevention programs are a good investment because they save lives and money.
 It is possible to reduce alcohol and drug problems through prevention.
 Schools need to be more active in dealing with alcohol, tobacco, and other drug problems.
 Law enforcement should be spending more time enforcing the minimum drinking age.



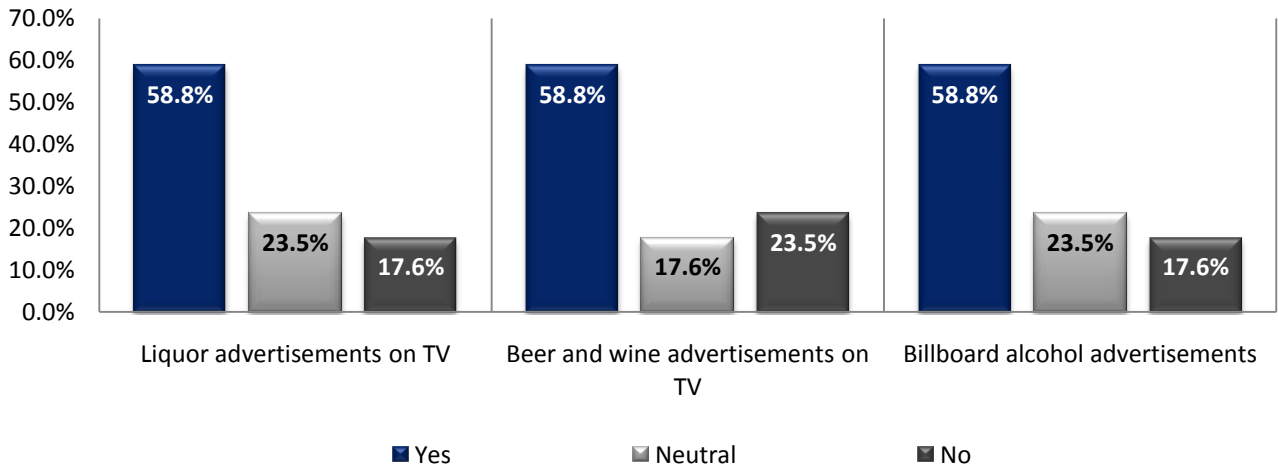
17. AGREE or DISAGREE with LOCAL Prevention Ideas/Efforts?			
	Agree/ Strongly Agree	Neutral	Disagree/ Strongly Disagree
Law enforcement should be spending more time enforcing the minimum drinking age.	70.6%	17.6%	11.8%
Schools need to be more active in dealing with alcohol, tobacco, and other drug problems.	94.1%	17.6%	5.9%
It is possible to reduce alcohol and drug problems through prevention.	94.1%	5.9%	0.0%
Alcohol and other drug prevention programs are a good investment because they save lives and money.	88.2%	11.8%	0.0%
The community has the responsibility to set up prevention programs to help people avoid alcohol and other drug problems.	70.6%	29.4%	0.0%
Public service announcements are a good way to change attitudes about alcohol, tobacco, and other drug use.	76.5%	11.8%	11.8%
Taxes on alcohol should be increased.	47.1%	23.5%	29.4%
Taxes on tobacco should be increased.	58.8%	11.8%	29.4%
Drinking and driving laws are enforced in my local community.	82.4%	11.8%	5.9%
There should be a law prohibiting giving alcohol to your own children.	52.9%	17.6%	29.4%

18. Community Support for Prevention Activities



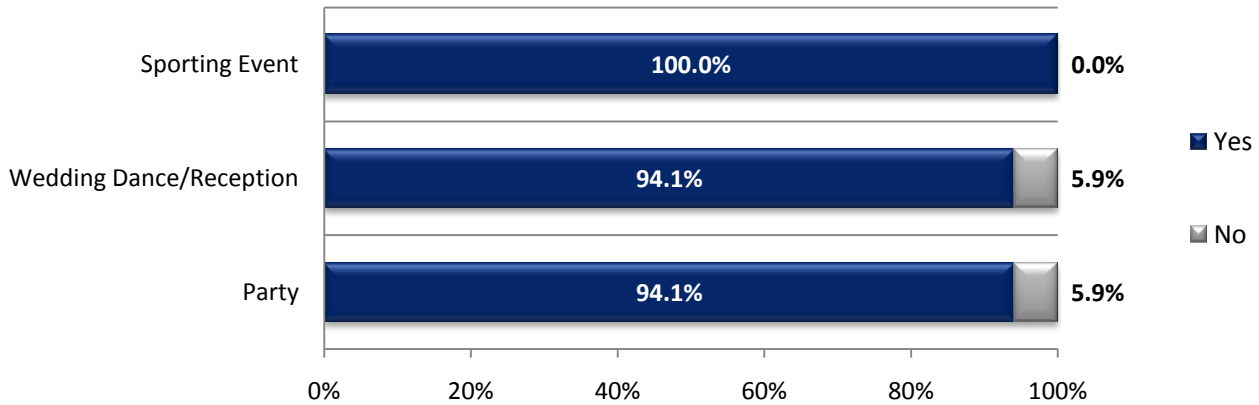
18. Support the following prevention activities?			
	Yes	Neutral	No
Minimum drinking age of 21	82.4%	5.9%	11.8%
Penalties for adults who provide alcohol to youth	88.2%	11.8%	0.0%
Compliance checks (used to identify alcohol establishments that sell alcohol to underage youth)	100.0%	0.0%	0.0%
Laws prohibiting giving alcohol to your own children	4.0%	29.4%	29.4%
DUI checkpoint (used by law enforcement to deter or detect a drunk driver through the use of roadblocks or sobriety checkpoints.)	64.7%	23.5%	11.8%

19. Support for bans



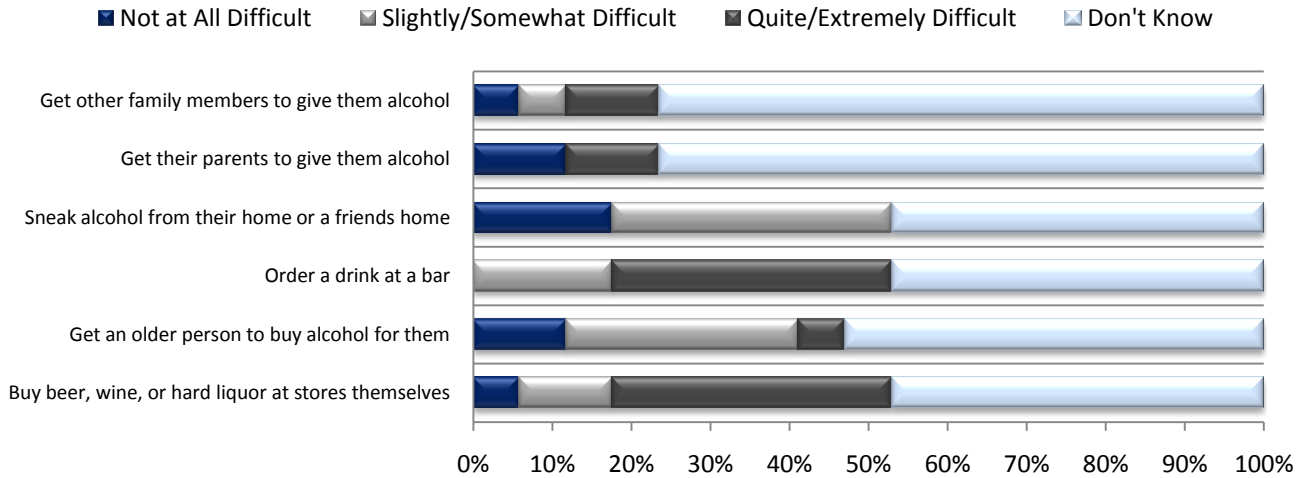
19. Support for the following bans (%)			
	Yes	Neutral	No
Liquor advertisements on TV	58.8%	23.5%	17.6%
Beer and wine advertisements on TV	58.8%	17.6%	23.5%
Billboard alcohol advertisements	58.8%	23.5%	17.6%

20. Would attend the following events if they were Alcohol-free



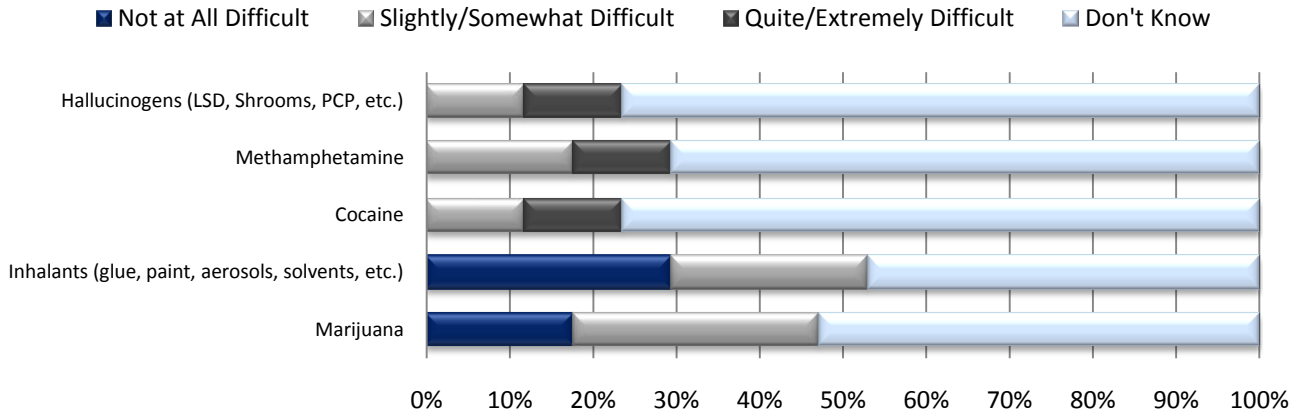
20. Would attend any of the following events if they were alcohol-free (%)		
	Yes	No
Party	94.1%	5.9%
Wedding Dance/Reception	94.1%	5.9%
Sporting Event	100.0%	0.0%

21. How Difficult it is for Youth to Access Alcohol



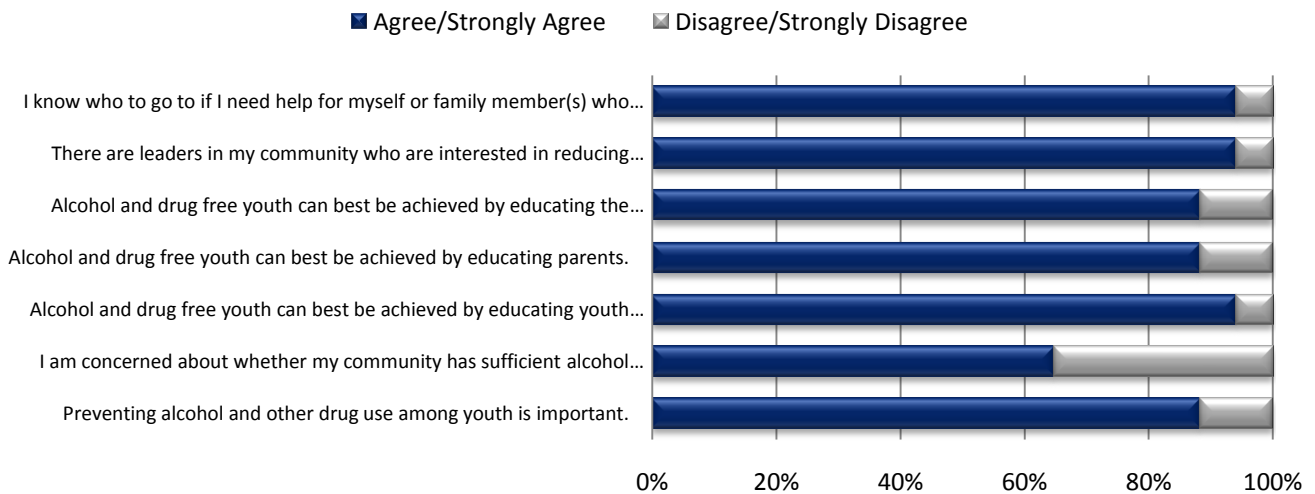
21. Responses: How Difficult it is for youth to ACCESS ALCOHOL in your community				
	Not at All Difficult	Slightly/Somewhat Difficult	Quite/Extremely Difficult	Don't Know
How difficult is it for youth to buy beer, wine, or hard liquor at stores themselves?	5.9%	11.8%	35.3%	47.1%
How difficult is it for youth to get an older person to buy alcohol for them?	11.8%	29.4%	5.9%	52.9%
How difficult is it for youth to order a drink at a bar?	0.0%	17.6%	35.3%	47.1%
How difficult is it for youth to sneak alcohol from their home or a friend's home?	17.6%	35.3%	0.0%	47.1%
How difficult is it for youth to get their parents to give them alcohol?	11.8%	0.0%	11.8%	76.5%
How difficult is it for youth to get other family members to give them alcohol?	5.9%	5.9%	11.8%	76.5%

22. How Difficult it is for Adults and Youth to Access Drugs



22. Responses: How difficult it is for adults and youth to ACCESS and Other DRUGS in your community.				
	Not at All Difficult	Slightly/Somewhat Difficult	Quite/Extremely Difficult	Don't Know
Marijuana	17.6%	29.4%	0.0%	52.9%
Inhalants (glue, paint, aerosols, solvents, etc.)	29.4%	23.5%	0.0%	47.1%
Cocaine	0.0%	11.8%	11.8%	76.5%
Methamphetamine	0.0%	17.6%	11.8%	70.6%
Hallucinogens (LSD, Shrooms, PCP, etc.)	0.0%	11.8%	11.8%	76.5%

23. Agree or Disagree with Ideas to Prevent Youth ATOD Use



23. AGREE or DISAGREE with ideas to prevent youth ATOD use		
	Agree/Strongly Agree	Disagree/Strongly Disagree
Preventing alcohol and other drug use among youth is important.	88.2%	11.8%
I am concerned about whether my community has sufficient alcohol and other drug abuse prevention programs.	64.7%	35.3%
Alcohol and drug free youth can best be achieved by educating youth themselves.	94.1%	5.9%
Alcohol and drug free youth can best be achieved by educating parents.	88.2%	11.8%
Alcohol and drug free youth can best be achieved by educating the community.	88.2%	11.8%
There are leaders in my community who are interested in reducing access and abuse of alcohol and other drugs.	94.1%	5.9%
I know who to go to if I need help for myself or family member(s) who are abusing alcohol or other drugs.	94.1%	5.9%

28. What kind of information do people in your community need regarding the prevention of alcohol and substance use by our youth?

- Education on prevention, scope of problem, and what the community plans for dealing with the issue is.
- Special events with info in local paper.
- Educational classes.
- Cost factor of use & prevention.
- Examples of the real harm drunkenness causes, not limited to the consequences of drunk driving. Examples of failure at work and at home due to drinking are also important.
- Personal stories of past users.
- Who to contact if we see it.
- Don't Know.
- Comment was not included on handwritten survey (9)

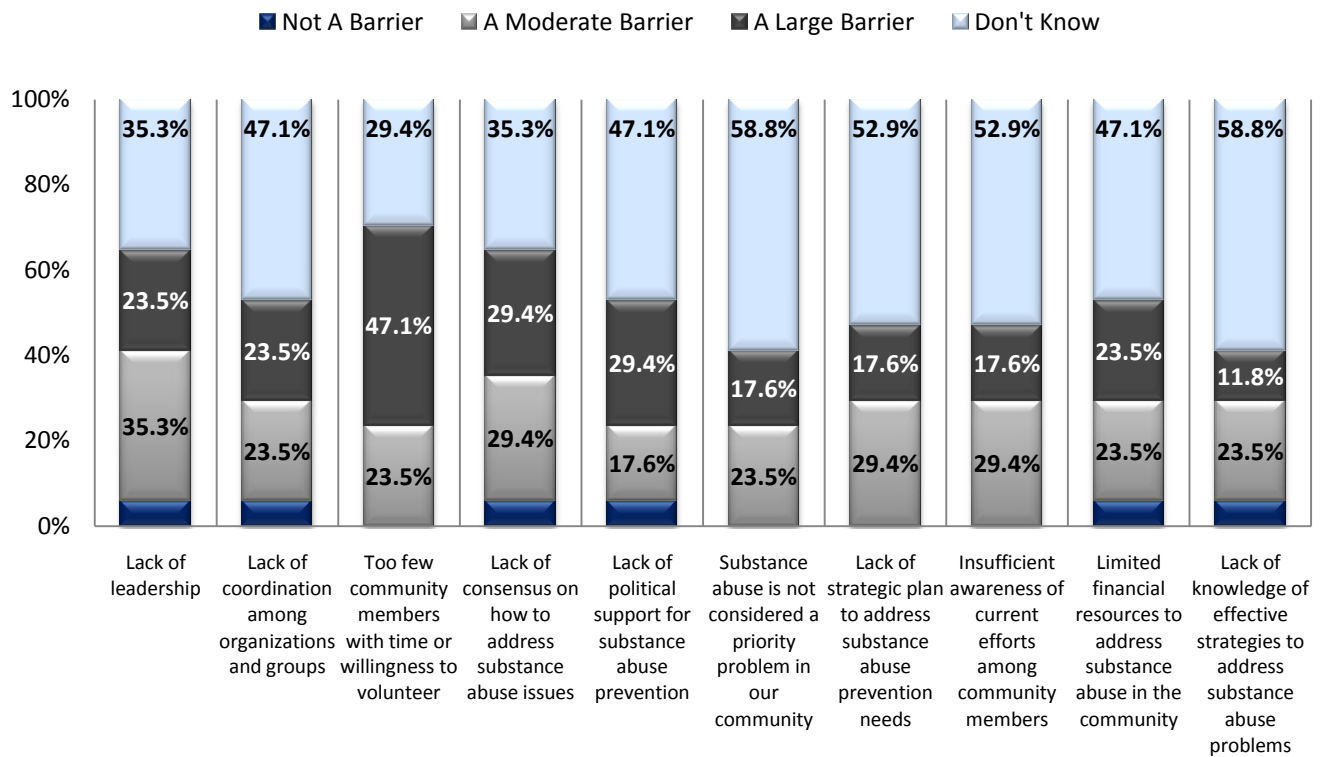
29. What is the best way to deliver this information?

- City website
- Town Hall meetings
- On-line
- Classes
- Prevention programs.
- Public shaming of drunks by publishing names of drunk drivers and those arrested for disorderly conduct in local newspapers.
- ZM Newspaper (4)
- Guest speakers at school
- Comment was not included on handwritten survey (9)

30. List ways in which your community is addressing problems associated with substance use and abuse.

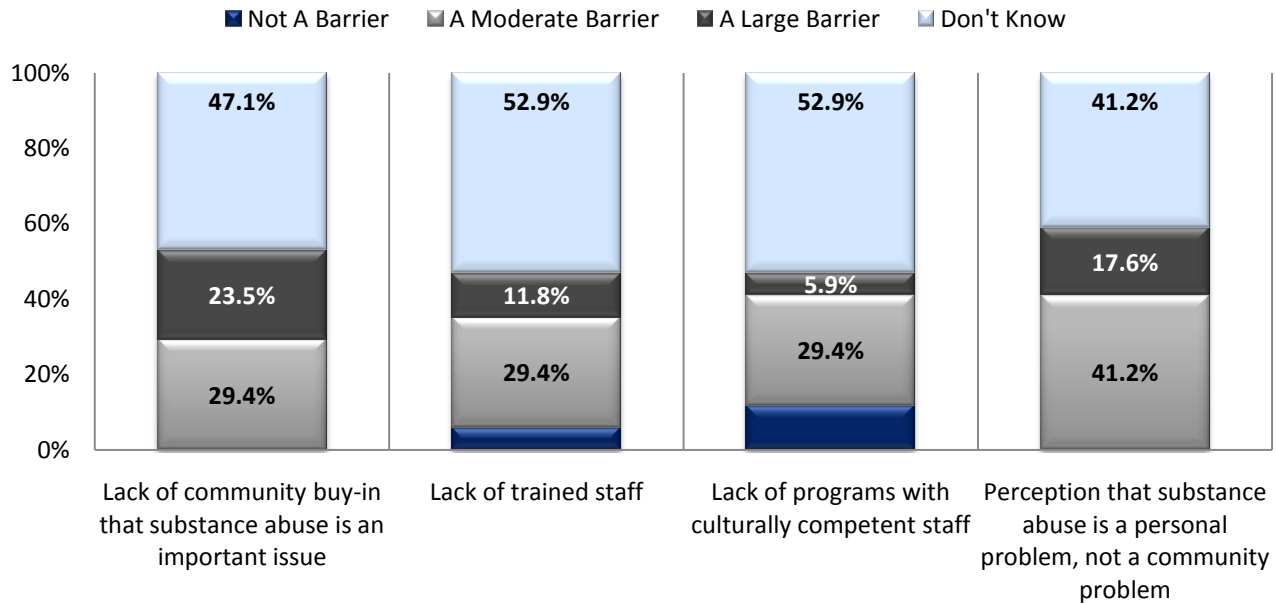
- Unknown to myself
- I believe it is done mostly in school.
- Brochures, advertisements, etc.
- School class.
- DARE program.
- I guess I've seen some of the preachy PSAs about smoking on TV.
- During drivers training.
- Don't know.
- Comment was not included on handwritten survey (9)

31. How much each of the following issues limit or pose a barrier to alcohol and other drug prevention activities in your town



31. In your opinion, how much do each of the following issues limit or pose a barrier to alcohol and other drug prevention activities in your town?				
	Not A Barrier	A Moderate Barrier	A Large Barrier	Don't Know
Lack of leadership	5.9%	35.3%	23.5%	35.3%
Lack of coordination among organizations and groups	5.9%	23.5%	23.5%	47.1%
Too few community members with time or willingness to volunteer	0.0%	23.5%	47.1%	29.4%
Lack of consensus on how to address substance abuse issues	5.9%	29.4%	29.4%	35.3%
Lack of political support for substance abuse prevention	5.9%	17.6%	29.4%	47.1%
Substance abuse is not considered a priority problem in our community	0.0%	23.5%	17.6%	58.8%
Lack of strategic plan to address substance abuse prevention needs	0.0%	29.4%	17.6%	52.9%
Insufficient awareness of current efforts among community members	0.0%	29.4%	17.6%	52.9%
Limited financial resources to address substance abuse in the community	5.9%	23.5%	23.5%	47.1%
Lack of knowledge of effective strategies to address substance abuse problems	5.9%	23.5%	11.8%	58.8%

33. How much each of the following issues limit or pose a barrier to alcohol and other drug prevention activities in your town



33. In your opinion, how much do each of the following issues limit or pose a barrier to alcohol and other drug prevention activities in your town?				
	Not A Barrier	A Moderate Barrier	A Large Barrier	Don't Know
Lack of community buy-in that substance abuse is an important issue	0.0%	29.4%	23.5%	47.1%
Lack of trained staff	5.9%	29.4%	11.8%	52.9%
Lack of programs with culturally competent staff	11.8%	29.4%	5.9%	52.9%
Perception that substance abuse is a personal problem, not a community problem	0.0%	41.2%	17.6%	41.2%