

2010

Data Release
Summary Report

Chemical Health Initiative
of Goodhue County

[CANNON FALLS COMMUNITY SURVEY SUMMARY REPORT]

Table of Contents

Demographics.....	Page 2
Perception of substance use problems among youth.....	Page 3
Perception of substance use problems among adults.....	Page 3
Perceived contribution of drug and alcohol use to crashes or injuries.....	Page 4
Perceived contribution of drugs and alcohol use to crimes.....	Page 4
Extent to which you agree or disagree with youth substance use	Page 4
Greatest concern of substance use by 18-25 year olds.....	Page 5
Greatest concern of substance use by 26-65 year olds.....	Page 5
Greatest concern of substance use by persons 66+ years of age.....	Page 5
Extent to which you agree or disagree with local prevention efforts.....	Page 6
Community support for prevention activities.....	Page 7
Support for advertisement bans.....	Page 7
Would attend events if they were alcohol-free.....	Page 8
How difficult it is for youth to access alcohol.....	Page 8
How difficult it is for adults and youth to access drugs.....	Page 9
Support for ideas to prevent youth alcohol, tobacco and other drug use.....	Page 9
Types and kinds of information people in your community need regarding the prevention of alcohol and substance use by youth.....	Page 10
Best way to deliver indicated information.....	Page 10
Ways your community is addressing problems associated with substance use and abuse.....	Page 11
How much issues limit or pose a barrier to alcohol and other drug prevention activities in your town.....	Pages 12-13

Cannon Falls Demographics

<i>Gender</i>	N = 50
Male	60.0%
Female	40.0%

<i>Age</i>	%
18 - 20 Years old	0.0%
21 - 24 Years old	0.0%
25 - 44 Years old	32.0%
45 - 64 Years old	34.0%
65 Years and Older	34.0%

<i>Race/Ethnicity</i>	%
White/Caucasian	100%

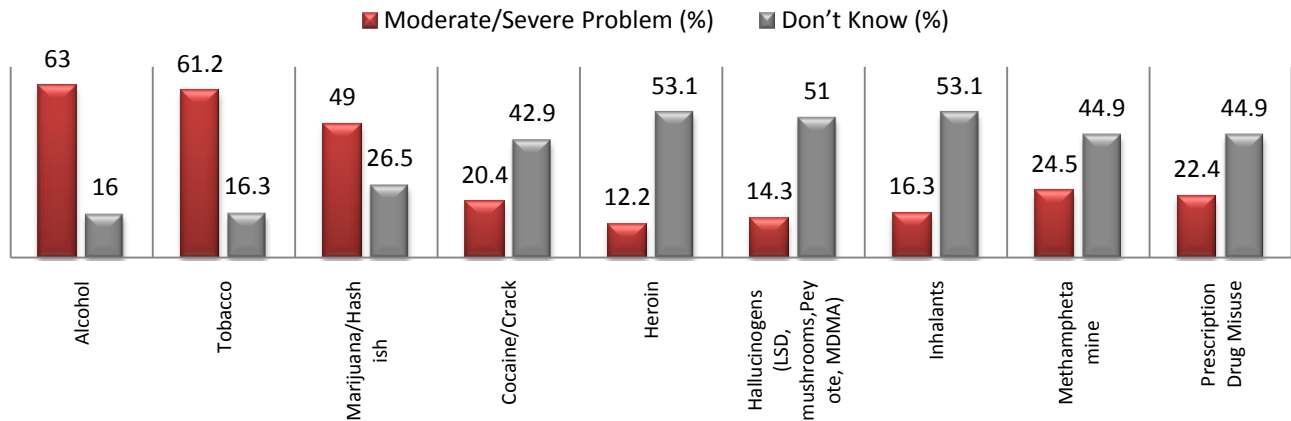
<i>Number of Children in Your Home</i>	%
Zero	52.0%
One	16.0%
Two	22.0%
Three	8.0%
Four	2.0%
Five	0.0%
Six and Over	0.0%

<i>Community Volunteering</i>	26 of 50 responded
Church	61.5%
Civic	69.2%

<i>Employment Status</i>	%
Full Time	50.0%
Part Time	6.0%
Full Time with Second Job	4.0%
Not Employed - Looking	4.0%
Not Employed - Not Looking (i.e. retired, disabled, stay-at-home spouse/parent)	36.0%

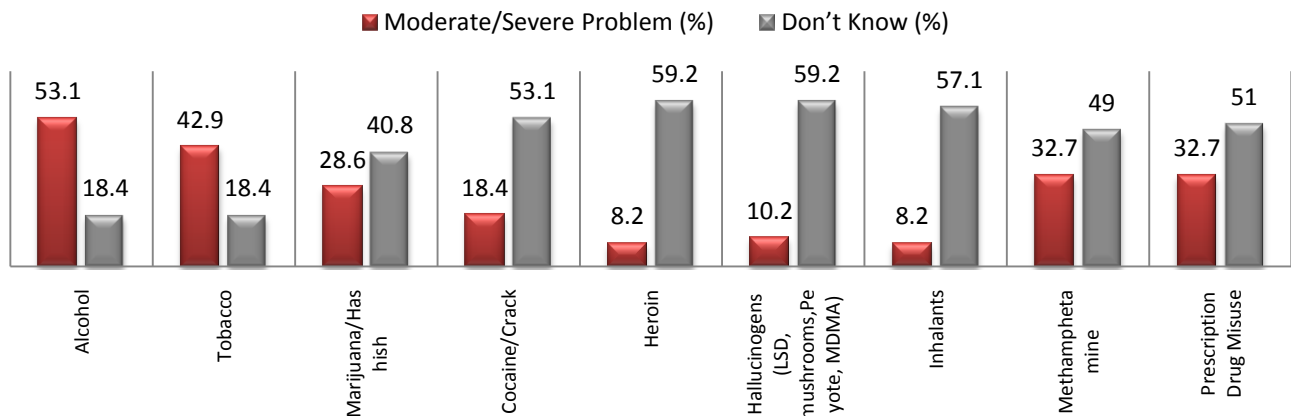
<i>Current Occupation</i>	%
Agriculture	6.7%
Construction/Mining	8.9%
Manufacturing	15.6%
Transportation/Utilities	2.2%
Wholesale	4.4%
Retail	8.9%
Finance and Real Estate	4.4%
Business and Repair Services	4.4%
Professional	17.8%
Government	8.9%
Leisure and Hospitality	2.2%
Education	17.8%
Other	8%

10. Perception of Substance Use Problem Among Youth



10. Perception of substance use problem in your community among YOUTH			
Substance	Moderate/Severe Problem (%)	Don't Know (%)	Participant Comments
Alcohol	63	16	<ul style="list-style-type: none"> I don't know most of these I don't have any teenager in this community. 75 Years old - Not exposed to youth much. I have lived here just 3 months. Too many kids are treated with prescription drugs, of all sorts to treat problems that need parental attention.
Tobacco	61.2	16.3	
Marijuana/Hashish	49	26.5	
Cocaine/Crack	20.4	42.9	
Heroin	12.2	53.1	
Hallucinogens (LSD, mushrooms, Peyote, MDMA)	14.3	51	
Inhalants	16.3	53.1	
Methamphetamine	24.5	44.9	
Prescription Drug Misuse	22.4	44.9	

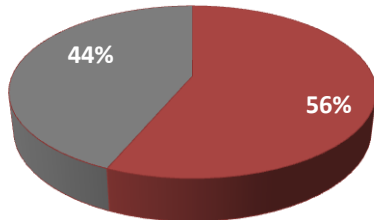
11. Perception of Substance Use Problem Among Adults



11. Perception of substance use problem in your community among ADULTS			
Substance	Moderate/Severe Problem (%)	Don't Know (%)	Participant Comments
Alcohol	53.1	18.4	<ul style="list-style-type: none"> No opinion Don't know (2)
Tobacco	42.9	18.4	
Marijuana/Hashish	28.6	40.8	
Cocaine/Crack	18.4	53.1	
Heroin	8.2	59.2	
Hallucinogens (LSD, mushrooms, Peyote, MDMA)	10.2	59.2	
Inhalants	8.2	57.1	
Methamphetamine	32.7	49	
Prescription Drug Misuse	32.7	51	

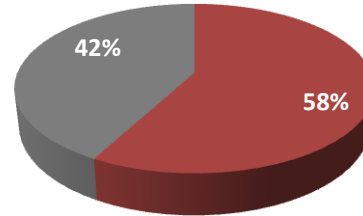
12. Perceived Contribution of drug and alcohol use to crashes or injuries
(such as automobile, hunting, boating, snowmobiling)

■ Moderate/Severe Problem (%) ■ Don't Know (%)



12. Perceived Contribution of drug and alcohol use to crimes

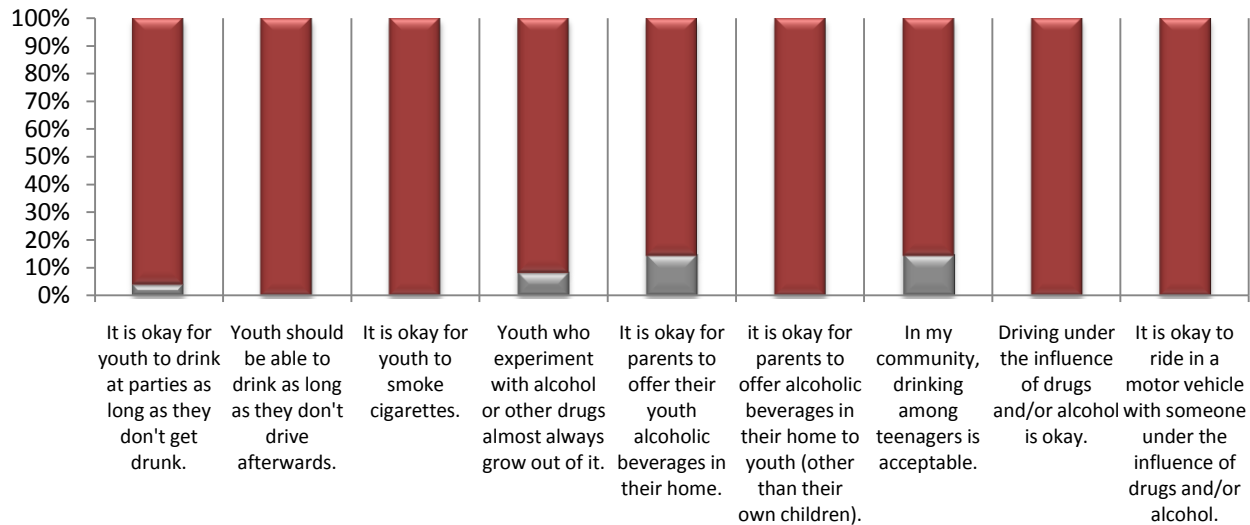
■ Moderate/Severe Problem (%) ■ Don't Know (%)



12. How much of a problem do you perceive the following to be in your community		
Substance	Moderate/Severe Problem (%)	Don't Know (%)
Contribution of drug and alcohol use to crashes or injuries (such as automobile, hunting, boating, snowmobiling)	44.9	34.7
Contribution of drug and alcohol use to crimes	44.9	32.7

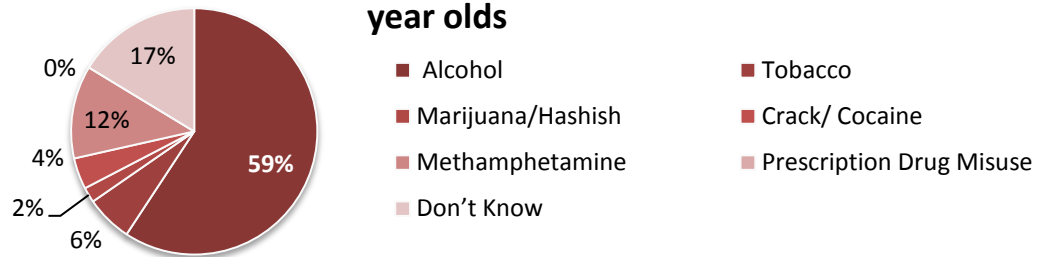
13. Extent to which you AGREE or DISAGREE with the following statements

■ Strongly Agree/ Agree ■ Strongly Disagree/ Disagree



13. To what extent do you AGREE or DISAGREE with the following statements?		
	Strongly Disagree/ Disagree	Strongly Agree/ Agree
It is okay for youth to drink at parties as long as they don't get drunk.	95.9	4.1
Youth should be able to drink as long as they don't drive afterwards.	100	0
It is okay for youth to smoke cigarettes.	100	0
Youth who experiment with alcohol or other drugs almost always grow out of it.	91.8	8.2
It is okay for parents to offer their youth alcoholic beverages in their home.	85.7	14.3
It is okay for parents to offer alcoholic beverages in their home to youth (other than their own children).	100	0
In my community, drinking among teenagers is acceptable.	85.7	14.3
Driving under the influence of drugs and/or alcohol is okay.	100	0
It is okay to ride in a motor vehicle with someone under the influence of drugs and/or alcohol.	100	0

14. Opinion: Which ONE substance is of greatest concern for 18-25 year olds



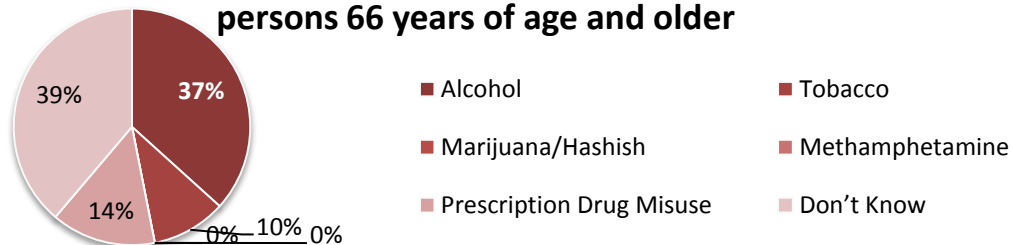
14. In your opinion, which ONE substance is of greatest concern for 18-25 YEARS OLD in your town/city?	
Substance	Response %
Alcohol	59.2
Tobacco	6.1
Marijuana/Hashish	2.0
Crack/ Cocaine	4.1
Methamphetamine	12.2
Prescription Drug Misuse	0.0
Don't Know	16.3

15. Opinion: Which ONE substance is of greatest concern for 26-65 Year olds



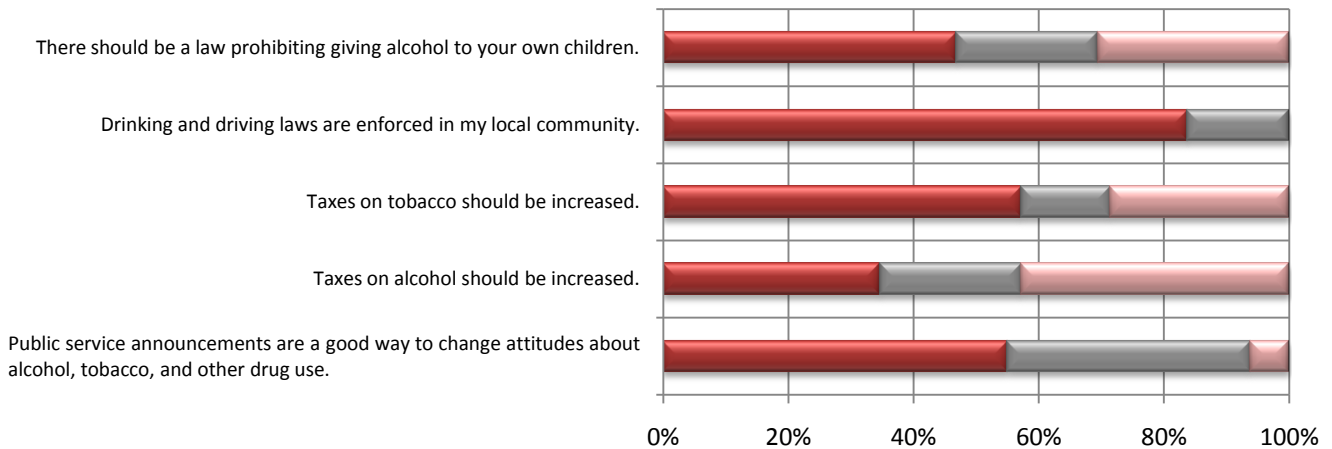
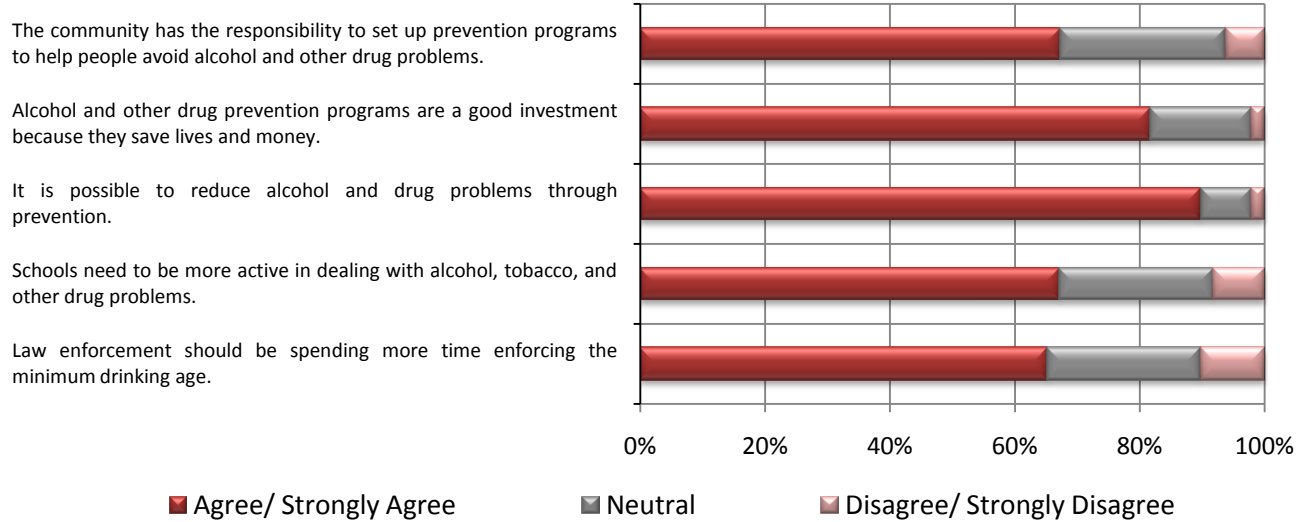
15. In your opinion, which ONE substance is of greatest concern for 26-65 YEARS OLD in your town/city?	
Substance	Response %
Alcohol	67.3
Tobacco	4.1
Marijuana/Hashish	0.0
Heroin	2.0
Methamphetamine	12.2
Prescription Drug Misuse	0.0
Don't Know	14.3

16. Opinion: Which ONE substance is of greatest concern for persons 66 years of age and older



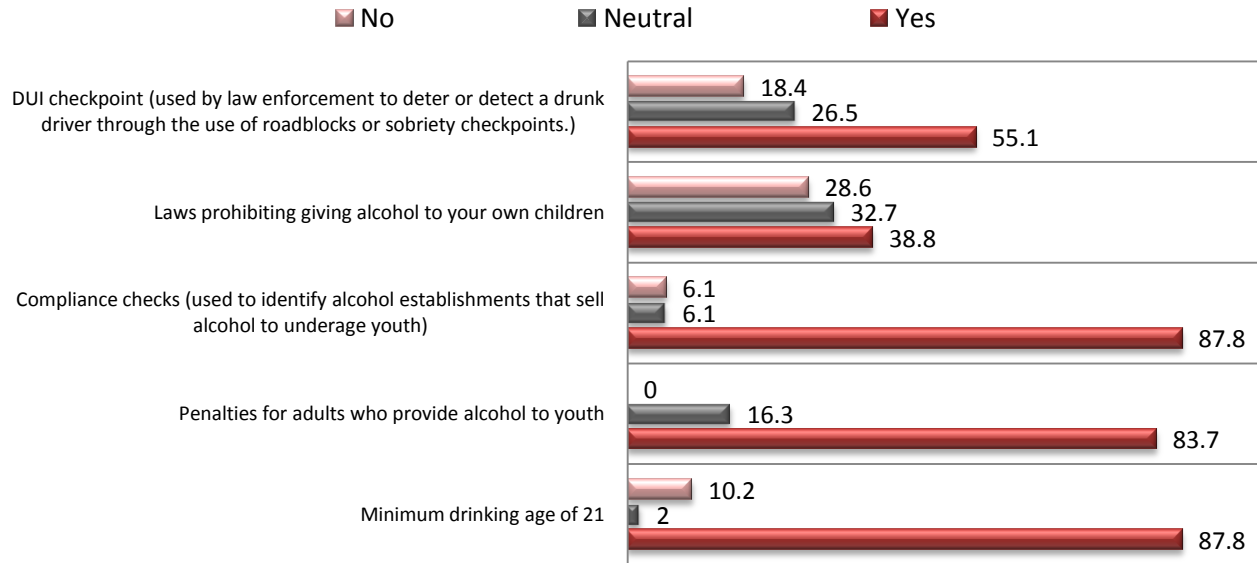
16. In your opinion, which ONE substance is of greatest concern for persons 66 YEARS OF AGE and OLDER in your town/city?	
Substance	Response %
Alcohol	36.7
Tobacco	10.2
Marijuana/Hashish	0.0
Methamphetamine	0.0
Prescription Drug Misuse	14.3
Don't Know	38.8

17. Extent to which you AGREE or DISAGREE with Local Prevention Efforts



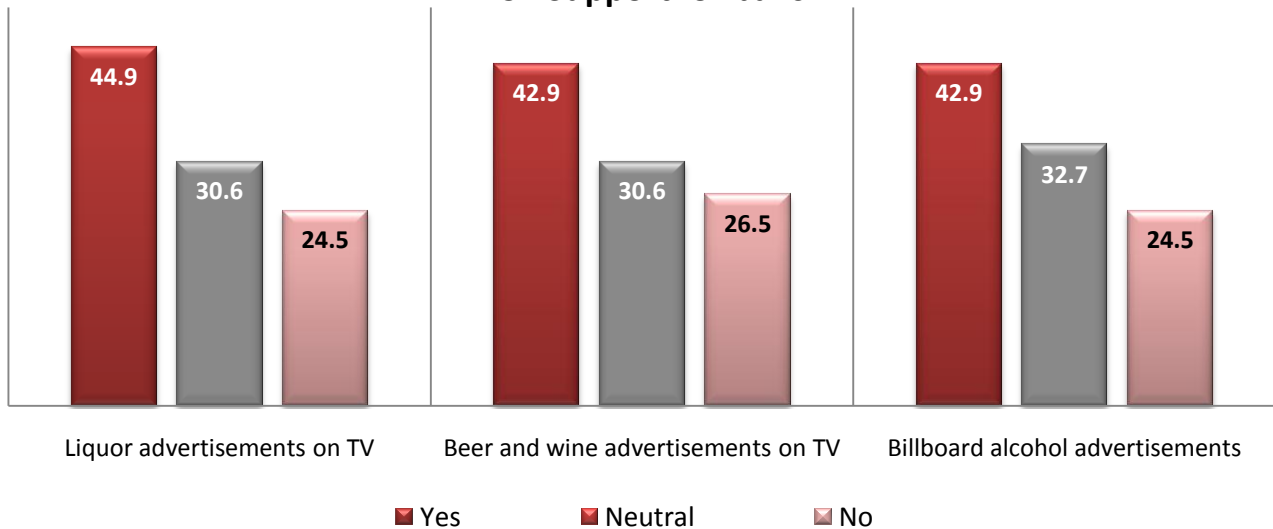
17. AGREE or DISAGREE with LOCAL Prevention Ideas/Efforts?			
	Agree/ Strongly Agree	Neutral	Disagree/ Strongly Disagree
Law enforcement should be spending more time enforcing the minimum drinking age.	65.3	24.5	10.2
Schools need to be more active in dealing with alcohol, tobacco, and other drug problems.	67.3	24.5	8.2
It is possible to reduce alcohol and drug problems through prevention.	89.8	8.2	2.0
Alcohol and other drug prevention programs are a good investment because they save lives and money.	81.6	16.3	2.0
The community has the responsibility to set up prevention programs to help people avoid alcohol and other drug problems.	67.3	26.5	6.1
Public service announcements are a good way to change attitudes about alcohol, tobacco, and other drug use.	55.1	38.8	6.1
Taxes on alcohol should be increased.	34.7	22.4	42.9
Taxes on tobacco should be increased.	57.1	14.3	28.6
Drinking and driving laws are enforced in my local community.	83.7	16.3	0.0
There should be a law prohibiting giving alcohol to your own children.	46.9	22.4	30.6

18. Community Support for Prevention Activities



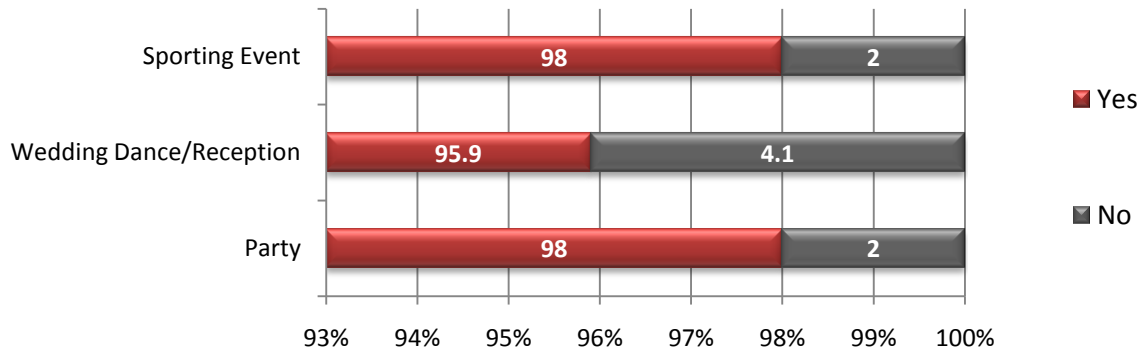
18. Support the following prevention activities?			
	Yes	Neutral	No
Minimum drinking age of 21	87.8	2.0	10.2
Penalties for adults who provide alcohol to youth	83.7	16.3	0
Compliance checks (used to identify alcohol establishments that sell alcohol to underage youth)	87.8	6.1	6.1
Laws prohibiting giving alcohol to your own children	38.8	32.7	28.6
DUI checkpoint (used by law enforcement to deter or detect a drunk driver through the use of roadblocks or sobriety checkpoints.)	55.1	26.5	18.4

19. Support for bans



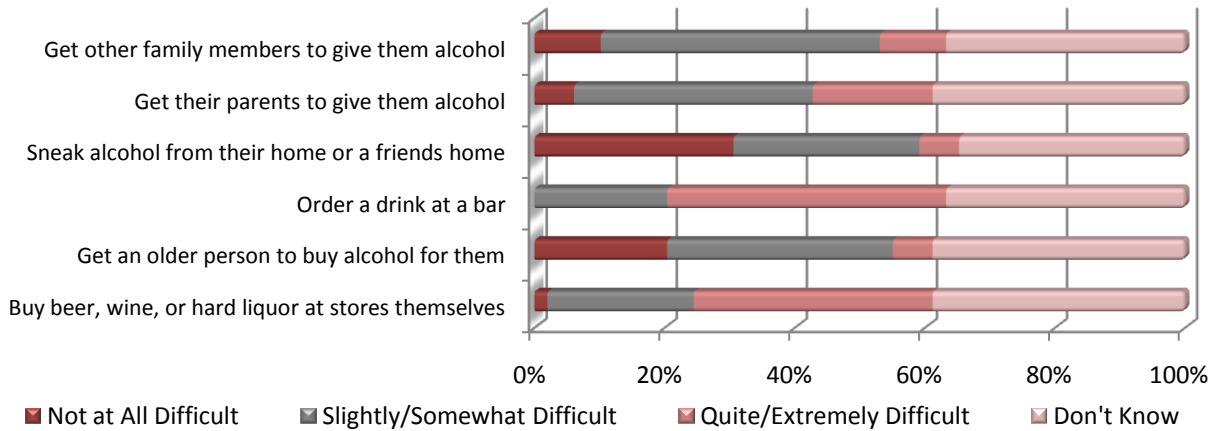
19. Support for the following bans (%)			
	Yes	Neutral	No
Liquor advertisements on TV	44.9	30.6	24.5
Beer and wine advertisements on TV	42.9	30.6	26.5
Billboard alcohol advertisements	42.9	32.7	24.5

20. Would attend the following events if they were Alcohol-free



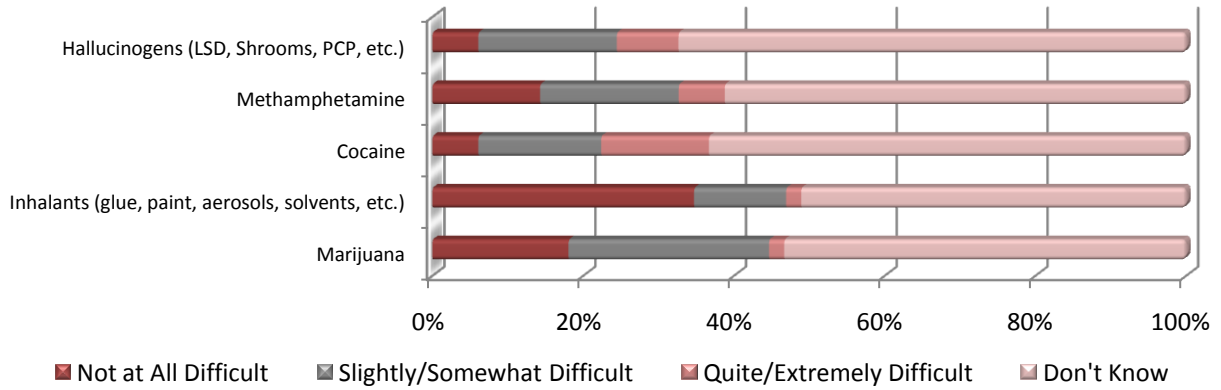
20. Would attend any of the following events if they were alcohol-free (%)		
	Yes	No
Party	98	2
Wedding Dance/Reception	95.9	4.1
Sporting Event	98	2

21. How Difficult it is for Youth to Access Alcohol



21. Responses: How Difficult it is for youth to ACCESS ALCOHOL in your community				
	Not at All Difficult	Slightly/Somewhat Difficult	Quite/Extremely Difficult	Don't Know
How difficult is it for youth to buy beer, wine, or hard liquor at stores themselves?	2.0	22.5	36.7	38.8
How difficult is it for youth to get an older person to buy alcohol for them?	20.4	34.7	6.1	38.8
How difficult is it for youth to order a drink at a bar?	0	20.4	42.9	36.7
How difficult is it for youth to sneak alcohol from their home or a friend's home?	30.6	28.6	6.1	34.7
How difficult is it for youth to get their parents to give them alcohol?	6.1	36.7	18.4	38.8
How difficult is it for youth to get other family members to give them alcohol?	10.2	42.9	10.2	36.7

22. How Difficult it is for Adults and Youth to Access Drugs



22. Responses: How difficult it is for adults and youth to ACCESS and Other DRUGS in your community.

	Not at All Difficult	Slightly/Somewhat Difficult	Quite/Extremely Difficult	Don't Know
Marijuana	18	26.5	2	53.1
Inhalants (glue, paint, aerosols, solvents, etc.)	34.7	12.2	2	51
Cocaine	6.1	16.3	14.3	63.3
Methamphetamine	14.3	18.4	6.1	61.2
Hallucinogens (LSD, Shrooms, PCP, etc.)	6.1	18.4	8.2	67.4

23. Agree or Disagree with Ideas to Prevent Youth ATOD Use

I know who to go to if I need help for myself or family member(s) who are abusing alcohol or other drugs.

There are leaders in my community who are interested in reducing access and abuse of alcohol and other drugs.

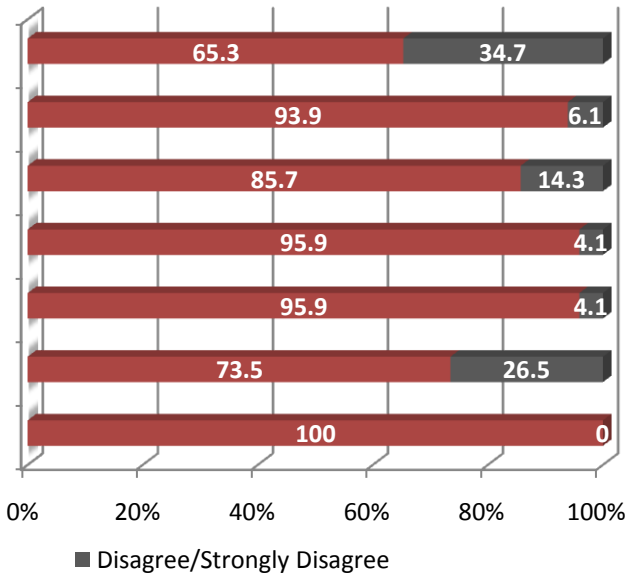
Alcohol and drug free youth can best be achieved by educating the community.

Alcohol and drug free youth can best be achieved by educating parents.

Alcohol and drug free youth can best be achieved by educating youth themselves.

I am concerned about whether my community has sufficient alcohol and other drug abuse prevention programs.

Preventing alcohol and other drug use among youth is important.



23. AGREE or DISAGREE with ideas to prevent youth ATOD use

	Agree/Strongly Agree	Disagree/Strongly Disagree
Preventing alcohol and other drug use among youth is important.	100	0
I am concerned about whether my community has sufficient alcohol and other drug abuse prevention programs.	73.5	26.5
Alcohol and drug free youth can best be achieved by educating youth themselves.	95.9	4.1
Alcohol and drug free youth can best be achieved by educating parents.	95.9	4.1
Alcohol and drug free youth can best be achieved by educating the community.	85.7	14.3
There are leaders in my community who are interested in reducing access and abuse of alcohol and other drugs.	93.9	6.1
I know who to go to if I need help for myself or family member(s) who are abusing alcohol or other drugs.	65.3	34.7

28. What kind of information do people in your community need regarding the prevention of alcohol and substance use by our youth?

- Effects of drugs and alcohol on the brain and body.
- Long term effects.
- Lectures at school from former addicts.
- What percent of youth are using.
- Parents are a key component in this matter. Parents can make more of a difference than anything or anyone else.
- Establish alternative/fun and supervised activities for youth.
- Make all the students "have" to attend classes on drug, alcohol and tobacco use for 1 semester from K-12th. Not part of 1 class but the whole semester, just like other classes.
- Parental involvement
- Peer influence on youth regarding alcohol and drug use. Availability of alcohol drugs. Consequences of Alcohol and drug use.
- How prevalent it is or is not.
- The statistics
- Newspaper
- Local Statistics! More info about needs of community. Teen center that encourages volunteering within the community and keeps teens busy and pro-active about participating within community. Adults need to ideas on how to address the issue & help.
- It is harmful to youth and illegal!
- Videos
- We/They know. We've heard most of the dialog out there thru time. If we don't do anything about it, we probably are complacent.
- Where the kids are getting it.
- Long-term effects; health; employment risks for happiness
- Regular meetings.
- Statistics, offer alternative activities for youth. Encourage more extracurricular activities.

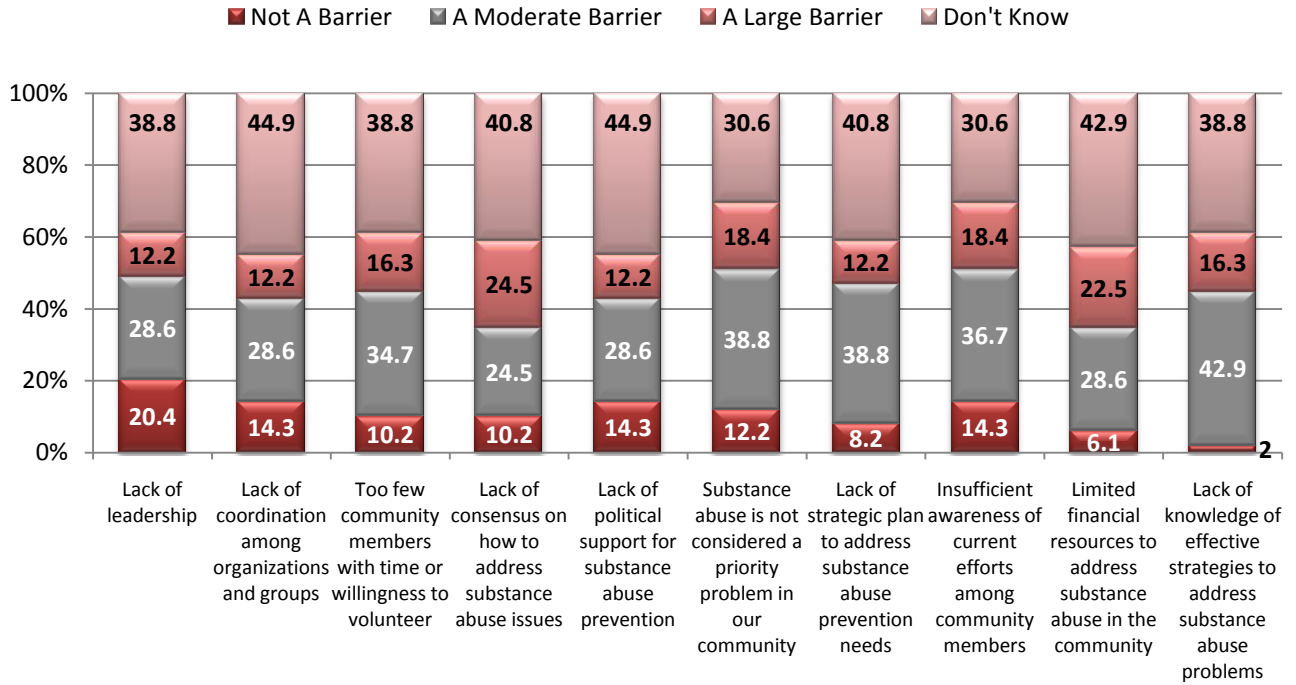
29. What is the best way to deliver this information?

- No comment was included on handwritten survey (18)
- Don't know. (4)
- Newspaper/flyers (4)
- Maybe a trip to a prison, hospital or morgue.
- From a former addict.
- Parents!
- See about and make parents have to attend class on the last day. Make it if the parent doesn't attend, the child will not pass.
- Law Enforcement
- AA
- Mailings (3)
- High-school events! Partnership to get the word out w/ local businesses for the adult crowd that wants help or wants to help.
- School (3): Start young with education; Through school education programs
- Repetition of information anyway possible.
- Possibly the library
- Television
- Find out.
- Change parents attitudes.
- Meetings

30. List ways in which your community is addressing problems associated with substance use and abuse.

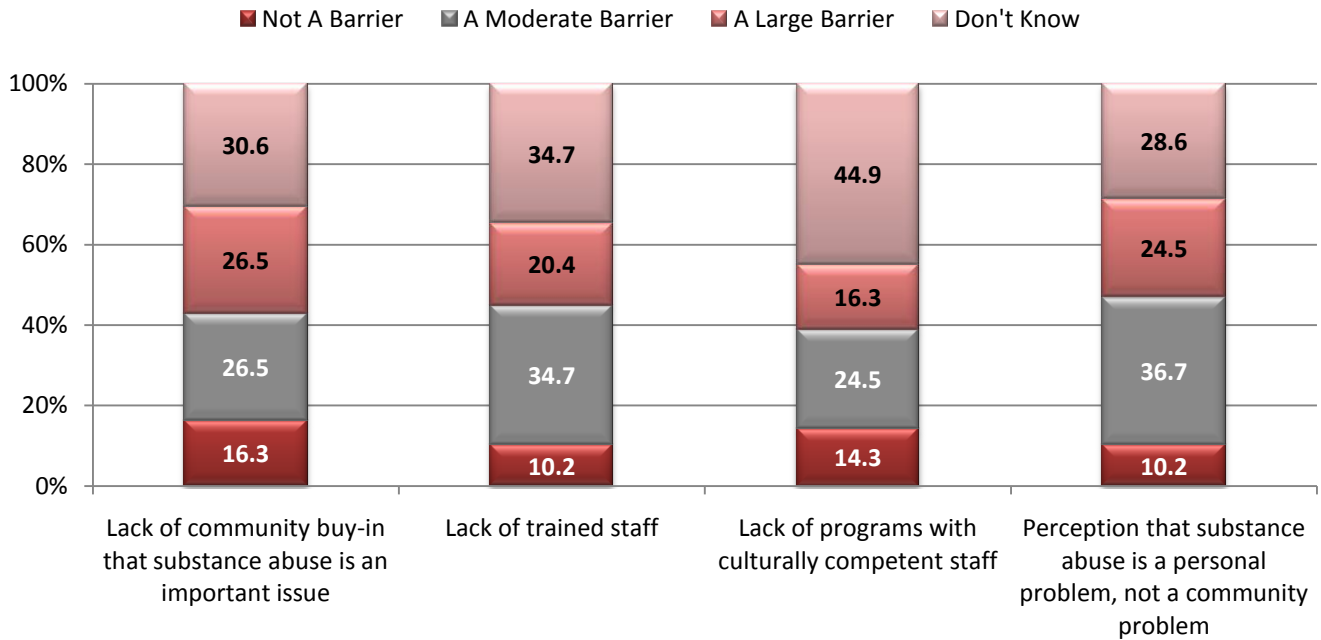
- No comment included in handwritten survey (22)
- Don't know (13)
- CHI (3)
- None that I am aware of (2)
- Unknown (2)
- Providing community events to keep the youth active. Spreading knowledge and educating community, parents and youth on the chemical effects.
- Newspaper
- Dare - I think.
- AA
- Through school education programs
- The Ripple Effect program.
- School initiatives; law enforcement

31. How much each of the following issues limit or pose a barrier to alcohol and other drug prevention activities in your town



31. In your opinion, how much do each of the following issues limit or pose a barrier to alcohol and other drug prevention activities in your town?				
	Not A Barrier	A Moderate Barrier	A Large Barrier	Don't Know
Lack of leadership	20.4	28.6	12.2	38.8
Lack of coordination among organizations and groups	14.3	28.6	12.2	44.9
Too few community members with time or willingness to volunteer	10.2	34.7	16.3	38.8
Lack of consensus on how to address substance abuse issues	10.2	24.5	24.5	40.8
Lack of political support for substance abuse prevention	14.3	28.6	12.2	44.9
Substance abuse is not considered a priority problem in our community	12.2	38.8	18.4	30.6
Lack of strategic plan to address substance abuse prevention needs	8.2	38.8	12.2	40.8
Insufficient awareness of current efforts among community members	14.3	36.7	18.4	30.6
Limited financial resources to address substance abuse in the community	6.1	28.6	22.5	42.9
Lack of knowledge of effective strategies to address substance abuse problems	2	42.9	16.3	38.8

33. How much each of the following issues limit or pose a barrier to alcohol and other drug prevention activities in your town



33. In your opinion, how much do each of the following issues limit or pose a barrier to alcohol and other drug prevention activities in your town?				
	Not A Barrier	A Moderate Barrier	A Large Barrier	Don't Know
Lack of community buy-in that substance abuse is an important issue	16.3	26.5	26.5	30.6
Lack of trained staff	10.2	34.7	20.4	34.7
Lack of programs with culturally competent staff	14.3	24.5	16.3	44.9
Perception that substance abuse is a personal problem, not a community problem	10.2	36.7	24.5	28.6